



## ***Limitorque™ LPS***

Limitorque Pneumatic Scotch Yoke Heavy-Duty Actuator



***Experience In Motion***



## Quality, Dependability and Productivity

*Flowserve Limitorque makes valve control easier in ways as diverse as the applications in which its products are used. LPS pneumatic actuators deliver up to 300 kNm\* (221 270 ft-lb) of precisely controlled torque — safely automating valves for all types of applications, including HIPPS (High-Integrity Pressure Protection Systems).*

Available in a wide range of materials suitable for use in the most demanding conditions, LPS actuators are complemented by a comprehensive range of control systems, including ESD, PST, Line-Break and Quick-Closing options. A suite of standard controls systems is available for short delivery, but the Limitorque engineering team can design custom solutions for the largest and most complex customer requirements.

Today's industry requirements are more rigorous than ever before. Nowhere is this more evident than in the Oil and Gas industry where new requirements are incorporated into project specifications almost every day. Limitorque has addressed these demanding requirements in the design of their latest product, the LPS actuator. This makes the LPS the most technically advanced and market-compliant actuator available anywhere in the world.

The LPS actuator features a 25-year design life depending on service conditions, proper installation, operation and maintenance. In order to achieve this industry-leading design life, in-field maintenance is prescribed to be performed every six years of operation. For high-cycle applications, such as control valve operation, more frequent maintenance of the replaceable wear surfaces, as outlined in EN 15714, may be required.

To complete the automation package, LPS actuators are available with accessories such as lockout modules and gear overrides. Limitorque provides engineering design services for mounting hardware, ensuring that your actuation solution is ready to handle the toughest challenges.



\* For higher torque ranges, consult factory.

## LPS Limitorque Pneumatic Heavy-Duty Scotch Yoke Actuators

LPS actuators provide up to 300 kNm (221 270 ft-lb) of heavy-duty torque. Enhanced performance is achieved by using a superior scotch yoke support design that significantly reduces transverse loads. LPS actuators feature modular construction to minimize repair time and initial cost while maximizing process availability.

### Features

- Spring Return Single Acting (Fail Close CW and Fail Open CCW) and Double Acting (Fail Last / Fail As Is) executions
- True modular design for flexible and easy field conversion from Fail Close CW to Fail Open CCW configuration or vice versa
- Scotch yoke housing design optimized to facilitate field maintenance and to provide extended design life
- Symmetrical and canted scotch yoke types to perfectly fit valve torque requirement
- Fabricated carbon steel scotch yoke housing, pneumatic cylinder and spring can, providing the most rugged actuator available; different materials of construction for polar or offshore applications upon request
- ENP Lined Cylinders with Chrome Plated Piston Rod; Stainless Steel Cylinders, Tie Rods and Spool Pieces available upon request
- Increased maximum valve stem acceptability to allow direct coupling with valves
- Suitable for use in on/off, modulating and control valve application in general service, protective service and safety applications such as ESD or HIPPS
- Full range of accessories: switchboxes, positioners; ESD and PST functionalities; custom control panels; fire protection; quick exhaust and dampers; manual and hydraulic overrides\*

### Specifications

- Available in standard single-acting spring return and double-acting configurations, in torque ranges up to 300 kNm (221 270 ft-lb); contact factory for larger sizes
- Maximum allowable working pressure (MAWP): 12 barg (174 PSIG)
- Suitable supply medium: instrument air, nitrogen or sweet gas; contact factory for sour gas applications
- -29°C to 100°C (-20°F to 212°F) standard operating temperature range; Low temperature -60°C (-76°F) and high temperature 160°C (320°F) ranges available upon request (polar, cold, arid and tropical temperature requirements in accordance with IEC 60721)
- End mounted adjustable travel stops  $\pm 5^\circ$ , available also in an enclosed protected version upon request

### Key Certifications and Standards Compliance

- Certified according to ATEX 94/9/EC Ex II 2GD c IIC T6
- IP66/IP66M and IP67/IP67M configurations per EN 60529
- SIL 3 certified in accordance with IEC 61508
- Available in compliance with PED 97/23/EC, ASME BPVC Sec. VIII Div. 1, EN 13445-3 Part 2 for Unfired Pressure Vessels
- NEMA4 and NEMA4X per NEMA 250
- Available valve interface in compliance with ISO 5211
- Actuator spring design in compliance with EN 13906
- Corrosion protection in compliance with ISO 12944-2 and EN 15714-3; optionally available up to and including C5-M
- Available in compliance with NACE specification MR0175 for sour gas applications
- Manufactured and tested in compliance with ISO 9001 and EN 15714-3
- Certified according to CU TR and GOST-R



**LPS Single Acting with Jackscrew Light (-JL)**



**LPS Single Acting with Enclosed Handwheel (-JS)**



**LPS Single Acting with Bevel Gear Handwheel (-BG)**



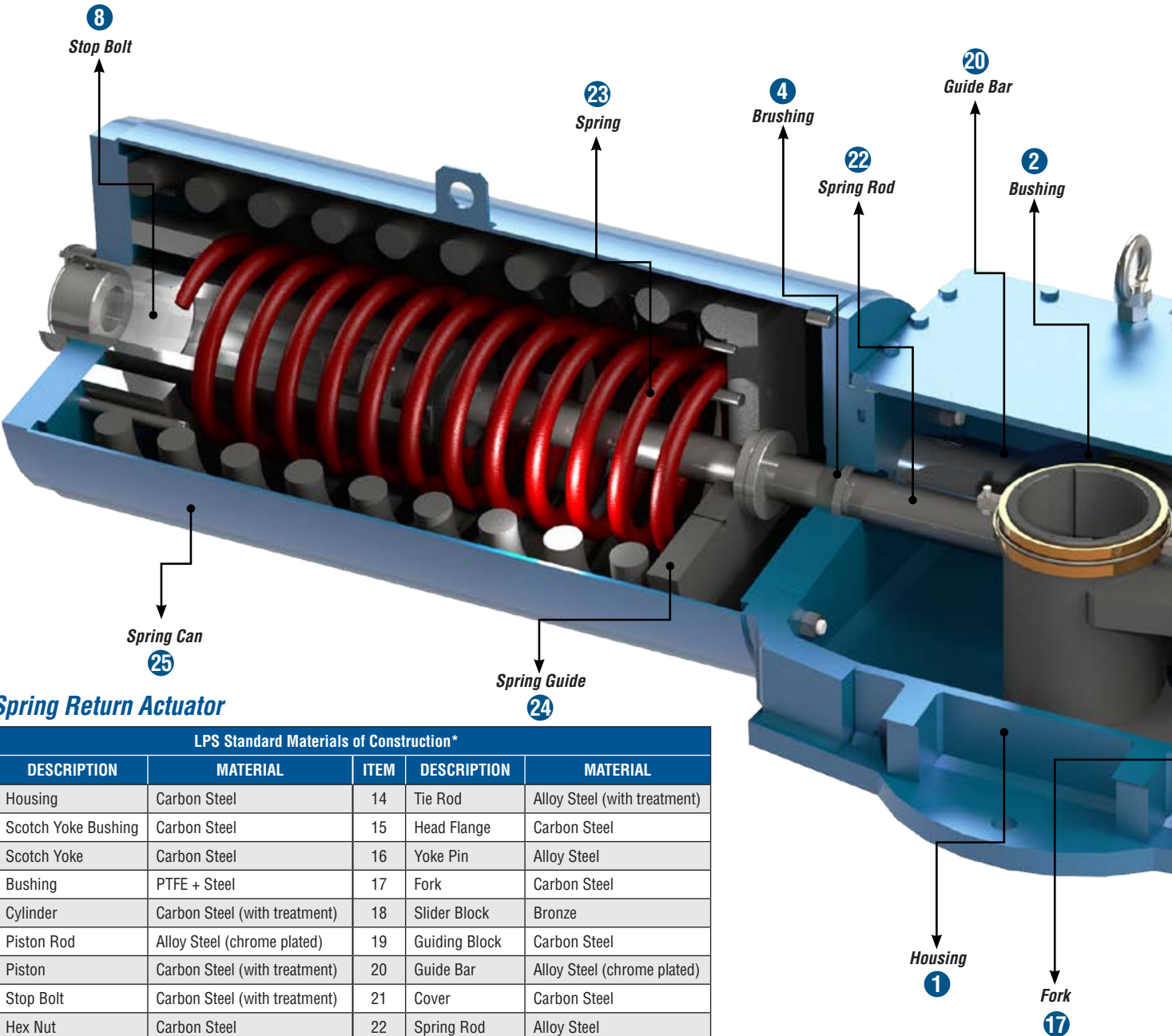
**LPS Single Acting with Hydraulic Handpump (-HP)**

\* Sandwich De-Clutchable Worm gear manual override available as option upon request



**Anatomy of Limitorque LPS Actuator**

The Limitorque Pneumatic Scotch Yoke (LPS) Heavy-Duty Actuator is designed to meet the industry's most recent and stringent safety and performance standards for oil and gas applications. Heavy-duty design features a robust construction with high-strength materials that deliver maximum force while minimizing localized stresses. With a maximum allowable working pressure of 12 barg (174 psig), the Scotch yoke actuator provides up to 300 kNm (221 270 ft-lb) of precisely controlled torque. The actuator is available in single-acting spring return and double-acting configurations.

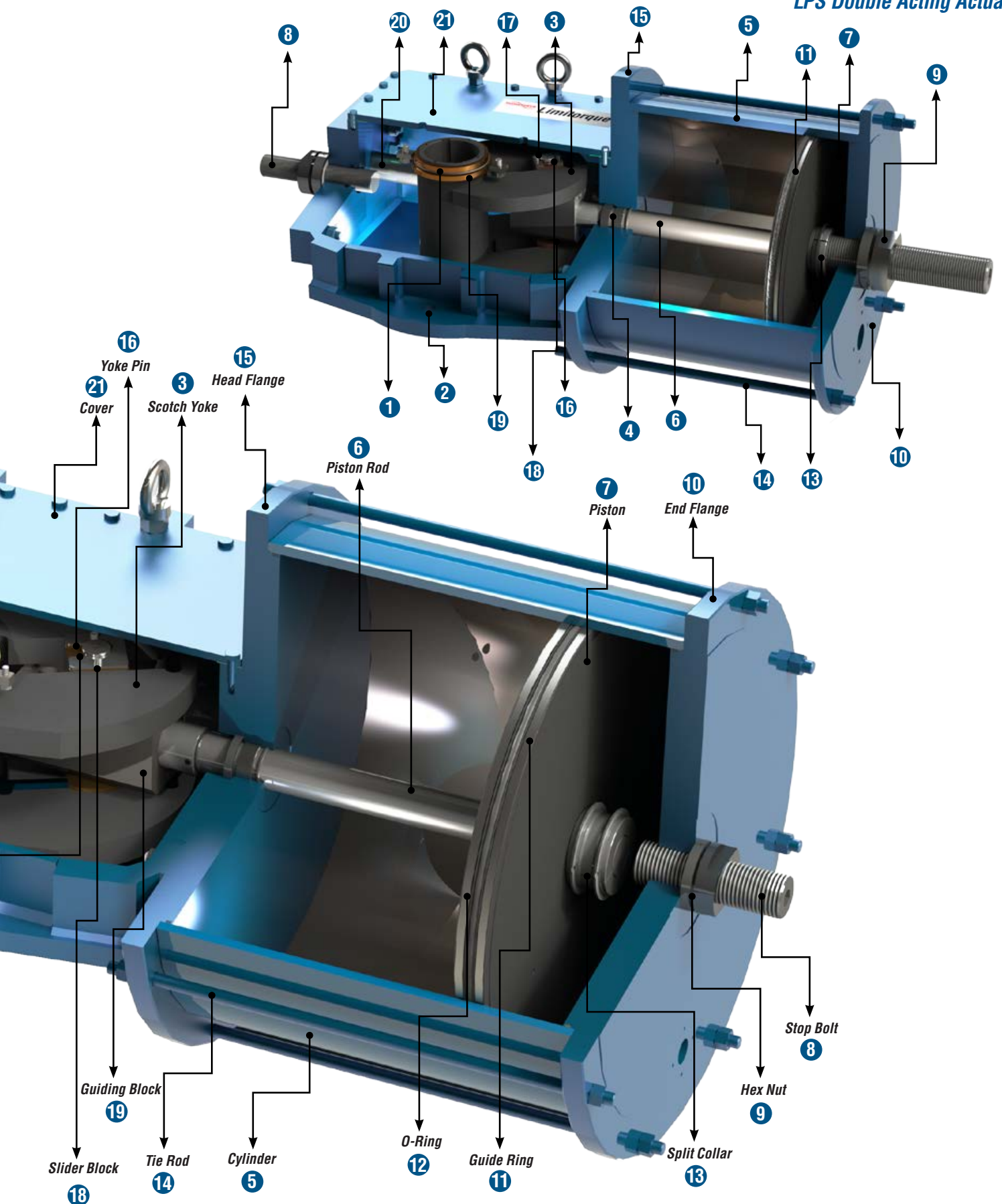


**LPS Spring Return Actuator**

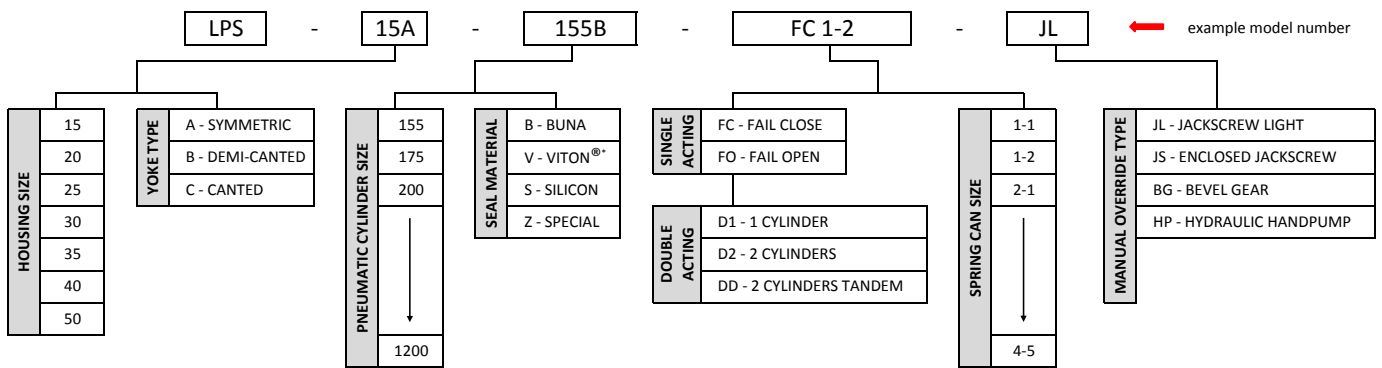
LPS Standard Materials of Construction*					
ITEM	DESCRIPTION	MATERIAL	ITEM	DESCRIPTION	MATERIAL
1	Housing	Carbon Steel	14	Tie Rod	Alloy Steel (with treatment)
2	Scotch Yoke Bushing	Carbon Steel	15	Head Flange	Carbon Steel
3	Scotch Yoke	Carbon Steel	16	Yoke Pin	Alloy Steel
4	Bushing	PTFE + Steel	17	Fork	Carbon Steel
5	Cylinder	Carbon Steel (with treatment)	18	Slider Block	Bronze
6	Piston Rod	Alloy Steel (chrome plated)	19	Guiding Block	Carbon Steel
7	Piston	Carbon Steel (with treatment)	20	Guide Bar	Alloy Steel (chrome plated)
8	Stop Bolt	Carbon Steel (with treatment)	21	Cover	Carbon Steel
9	Hex Nut	Carbon Steel	22	Spring Rod	Alloy Steel
10	End Flange	Carbon Steel	23	Spring	Spring Steel
11	Guide Ring	PTFE + Graphite	24	Spring Guide	Carbon Steel
12	O-Ring	NBR	25	Spring Can	Carbon Steel
13	Split Collar	Alloy Steel			

\*Special or different materials available upon request

# LPS Double Acting Actuator



## LPS Actuator Selection Table



### Seals Material

Code	Material	Temperature Range	Climate Classification According to IEC60721
B	Buna	Std Temp: -29°C to +100°C (-20°F to 212°F)	Tropical and Arid
V	Viton®*	Hi Temp: up to +160°C (320°F)	
S	Silicon	Low Temp: down to -40°C (-40°F)	Temperate
Z	Other	Special Applications - Consult Factory	Cold & Polar

\*Viton is a registered trademarks of E. I. du Pont de Nemours

## LPS Torque and Pressure Table

Model	MOT Maximum Operating Torque Nm (ft-lb)	MOP Maximum Operating Pressure barg (PSIG)	MAWP Maximum Allowable Working Pressure barg (PSIG)
LPS-15	6000 (4425)	Variable for every cylinder size.	12 barg (174 psig)*
LPS-20	12 000 (8851)		
LPS-25	21 000 (15 489)		
LPS-30	40 500 (29 871)		
LPS-35	75 000 (55 317)		
LPS-40	150 000 (110 634)		
LPS-50	300 000 (221 268)		
LPS-60	Consult Factory	Consult Factory	


## LPS Manual Overrides

Suffix	Description	LPS Actuator Model						
		LPS-15	LPS-20	LPS-25	LPS-30	LPS-35	LPS-40	LPS-50
-JL	Jackscrew Light Handwheel	✓	✓	-	-	-	-	-
-JS	Enclosed Jackscrew Handwheel	✓	✓	-	-	-	-	-
-BG	Bevel Gear Handwheel	-	-	✓	✓	-	-	-
-HP	Hydraulic Manual Hand Pump	✓	✓	✓	✓	✓	✓	✓

## Control System Options

Limatorque offers a selection of standard and custom controls packages for most applications to fill customers' needs for short lead-time, low-cost solutions.

- PST
- ESD
- Quick-closing
- Modulating/CV functionality
- Quick exhaust valve with flow regulator suitable for closed loop assembly, when required
- Cylinder integral quick exhaust valve (double acting fast actuator)
- Pneumatic booster (¼ in, ½ in, 1 in size, AL and 316 SS)
- 3/2 and 5/2 pneumatic piloted valve with manual reset and override (¼ in, ½ in, 1 in size, AL and 316 SS)
- Unidirectional and bidirectional flow regulator valve (¼ in, ½ in, 1 in size, AL and 316 SS)
- Compact fittings to reduce pipe and control dimensions (¼ in, ½ in, 1 in size, AL and 316 SS)



## Flowserve Solutions

In addition to providing actuators and controls designed to meet or exceed all of today's rigorous requirements, Flowserve and Limatorque lead the industry with all of the essential related solutions that our customers need to maintain peak efficiency and productivity.

- Aftermarket Parts and Services
- Business Assessments
- Actuator Inspection, Maintenance and Repair
- Engineering and Technical Services
  - Engineering Support
  - Technical Assessments
  - Equipment Performance Analysis and Upgrades
- Education and Training
  - On-site Training
  - Online Training
- Asset Data Management and Optimization Solutions

## Limatorque Additional Product Range Offering

### Electric Actuators and Controls

- CEA — Compact Electric Actuator
- MX — Non-intrusive, electronic multi-turn actuators
- QX — Non-intrusive, electronic quarter-turn actuators
- Master station, controller for redundant networked actuators
- Network controls, Modbus, Profibus DP/PA, Foundation Fieldbus, DeviceNet, HART
- L120 — Electro-mechanical, multi-turn electric actuators with integral and network controls
- SMB — Electro-mechanical, multi-turn electric actuators for nuclear and severe duty service

### Fluid Power Actuators

- Scotch yoke pneumatic actuators — LPS
- Compact Scotch yoke pneumatic actuators — LPC
- Scotch yoke hydraulic actuators — LHS
- Compact Scotch yoke hydraulic actuators — LHC\*
- Linear pneumatic actuators — LPL
- Linear hydraulic actuators — LHL\*
- Direct gas actuators — LDG
- Gas over oil actuators — LGO\*
- Electro-hydraulic actuators — LEH\*
- Standard and customized controls
- Application engineering support

\*Contact Flowserve for product availability and additional information.

### Gearboxes

- V — Bevel gearboxes for manual or motorized operation
- WG — Worm gearboxes for manual or motorized operation
- SR — Spur gearboxes for manual or motorized operation

## One Flowserve Solution

Flowserve brands for most common control accessories:

- |                       |                       |
|-----------------------|-----------------------|
| • Digital Positioners | • Valve Controllers   |
| – Logix™              | – Automax™            |
| – PMV™                | – Worcestor Controls™ |
| • Analog Positioners  | • Limit Switch Boxes  |
| – PMV                 | – Worcestor Controls  |
| – Accord™             | – PMV                 |
| • Diagnostic Software | – Automax             |
| – ValveSight™         | – Accord              |





***To find your local Flowserve representative***

or for more information about Flowserve Corporation,  
visit [www.flowserve.com](http://www.flowserve.com) or call USA 1 800 225 6989 or  
International +1 972 910 0774

FCD LFENBR0001-05-A4 October 2016 © 2016 Flowserve Corporation

Flowserve Corporation has established industry leadership in the design and manufacture of its products. When properly selected, this Flowserve product is designed to perform its intended function safely during its useful life. However, the purchaser or user of Flowserve products should be aware that Flowserve products might be used in numerous applications under a wide variety of industrial service conditions. Although Flowserve can (and often does) provide general guidelines, it cannot provide specific data and warnings for all possible applications. The purchaser/user must therefore assume the ultimate responsibility for the proper sizing and selection, installation, operation, and maintenance of Flowserve products. The purchaser/user should read and understand the Installation Operation Maintenance (IOM) instructions included with the product, and train its employees and contractors in the safe use of Flowserve products in connection with the specific application.

While the information and specifications contained in this literature are believed to be accurate, they are supplied for informative purposes only and should not be considered certified or as a guarantee of satisfactory results by reliance thereon. Nothing contained herein is to be construed as a warranty or guarantee, express or implied, regarding any matter with respect to this product. Because Flowserve is continually improving and upgrading its product design, the specifications, dimensions and information contained herein are subject to change without notice. Should any question arise concerning these provisions, the purchaser/user should contact Flowserve Corporation at any one of its worldwide operations or offices.

© 2016 Flowserve Corporation, Irving, Texas, USA. Flowserve is a registered trademark of Flowserve Corporation.

**Flowserve Limitorque  
Fluid Power Systems  
Product Sales**

Via Rio Vallone 17  
20883 Mezzago (MB), Italy  
Phone: +39 039 62060 1  
Fax: +39 039 62060 213  
Email: [lfpsinfo@flowserve.com](mailto:lfpsinfo@flowserve.com)

**Flowserve Limitorque  
Fluid Power Systems  
Manufacturing and Operations**

Via Rio Vallone 17  
20883 Mezzago (MB), Italy  
Phone: +39 039 62060 1  
Fax: +39 039 62060 213  
Email: [lfpsinfo@flowserve.com](mailto:lfpsinfo@flowserve.com)

**Flowserve Limitorque  
Fluid Power Systems  
Research and Development**

Via Belizzi 40/42  
29122 Piacenza (PC), Italy  
Email: [lfpsinfo@flowserve.com](mailto:lfpsinfo@flowserve.com)