

# BALL VALVES

Type 502F10K, JIS, 1/2"-4"

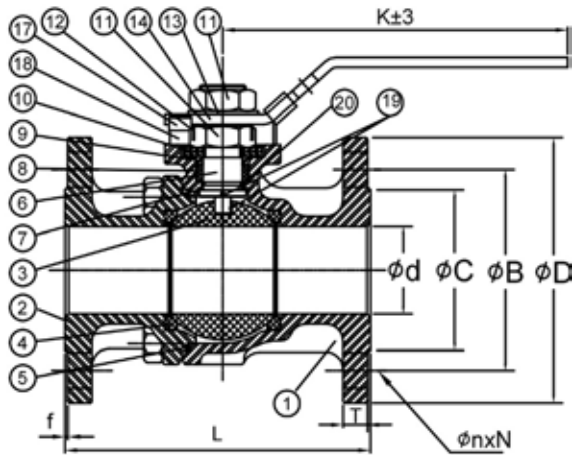
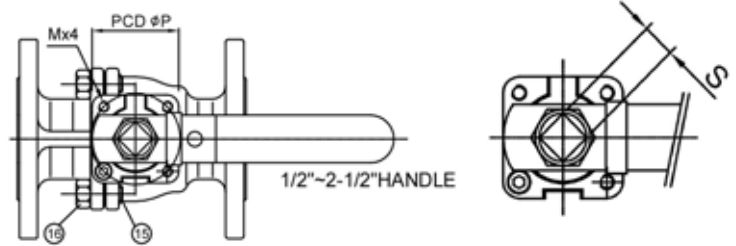


## Two-piece ball valve, flange connection.



### Feature and Specifications

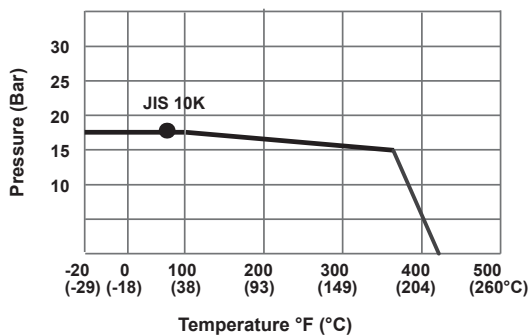
- Two piece design facilitates inspection and repair
- Blow-out proof stem
- Anti-Static design is standard
- Temperature range : -20 to 450°F
- Face to face : JIS B 2212
- Flange dimensions : JIS B 2212



### Standard Material Specifications

No.	Part Name	Materials
1	Body	ASTM A351 GR.CF8M (316)
2	Cap	ASTM A351 GR.CF8M (316)
3	Ball	ASTM A351 GR.CF8M (316)
4	Seat	RTFM1600
5	Gasket	RTFM1600
6	Stem	SS316
7	Thrust Washer	POLYFILL
8	Packing	PTFE
9	Ring	SS304
10	Bevel Washer	SS301
11	Hex. Nut	SS304
12	Lock	SS304
13	Handle Washer	SS304
14	Handle	SS304
15	Bolt	SS304
16	Hex. Nut	SS304
17	Bolt	SS304

PRESSURE TEMPERATURE RATINGS



### Dimensions (mm)

Size	Ød	ØB	ØC	ØD	S	K	L	T	f	Øn	N	H	M	Øp	*torque (Nm) at 6.9 bar
1/2"	15	51	70	95	9	145	108	12	1	15	4	66	M5	42	3
3/4"	20	56	75	100	9	145	117	14	1	15	4	69	M5	42	4
1"	25	67	90	125	11	165	127	14	1	19	4	89	M6	50	6
1-1/4"	32	76	100	135	11	165	140	16	2	19	4	94	M6	50	10
1-1/2"	38	81	105	140	17	240	165	16	2	19	4	107	M8	70	13
2"	50	96	120	155	17	240	178	16	2	19	4	122	M8	70	20
2-1/2"	65	116	140	175	17	240	190	18	2	19	4	138.7	M8	70	37
3"	80	126	150	185	22	345	203	18	2	19	8	158	M10	102	67
4"	100	151	175	210	22	345	229	18	2	19	8	175	M10	102	93

\*Suggest adding safety factor 20%

