


Pioneering for You

wilo®

*For pumping in heating and cooling systems, transfer and pressure boosting, boiler feed/condensate, municipal water supply, irrigation, and industrial applications*

## Wilo SCP

Horizontal Split Case Pumps





International Exhibition Centers (NCIEC), Beijing, China

## Moving water efficiently with reliable solutions for high flow.

Wherever high flow rates are required, choose the Wilo Split Case Pumps.

### Features include:

- Horizontal split casing allows replacement of bearings and mechanical seal without disturbing the system piping
- Double suction design available for maximum efficiencies
- Hydraulically balanced double-suction impeller for minimal axial thrust
- Tongue & groove neck ring design eliminates seizing of rotating assembly
- ANSI/OSHA coupling guards
- High efficiency design suitable for low NPSH applications.



Special material configurations and motor options are available for all applications. NEMA Premium motor technology provides energy efficiency and cost savings.



### Tailor-made for your requirements

- In heating, air-conditioning and cooling applications for air-conditioning systems and large district heating systems
- In municipal applications for pressure boosting, boiler feed, or condensate applications.
- In the industrial sector for cooling water applications such as cooling towers and water supply
- For process support in power plants, in the crude oil, automotive, metal and food industries, in the pharmaceutical sector as well as in pulp/paper processing and fertilizer production
- As a pressure boosting system for fire extinguishing applications that is installed on a frame either in a fixed or mobile manner

**Reliable water supply**  
thanks to high-quality components.



#### **Reliable**


All Wilo SCP's are delivered with two mechanical shaft seals (carbon/silicon- carbide and EPDM elastomer) and a shaft sleeve. Operation of the pumps at 150 °F is possible without external cooling.

#### **Low vibration**

The pumps are all equipped with shaft protection sleeves and slide bearings. This protects and additionally stabilizes the shaft, thereby ensuring low vibration operation and long service lives.

Thanks to high-quality materials and sealing systems, the Wilo SCP offers reliable operation. The Wilo SCP is available in a standard hydraulic design as well as a double-stage or a double-volute design.

Maintenance is also very easy with the SCP. The pump has an easily removable upper casing for direct access to all rotating parts without having to disturb the discharge or suction piping.



#### **Low-wear**


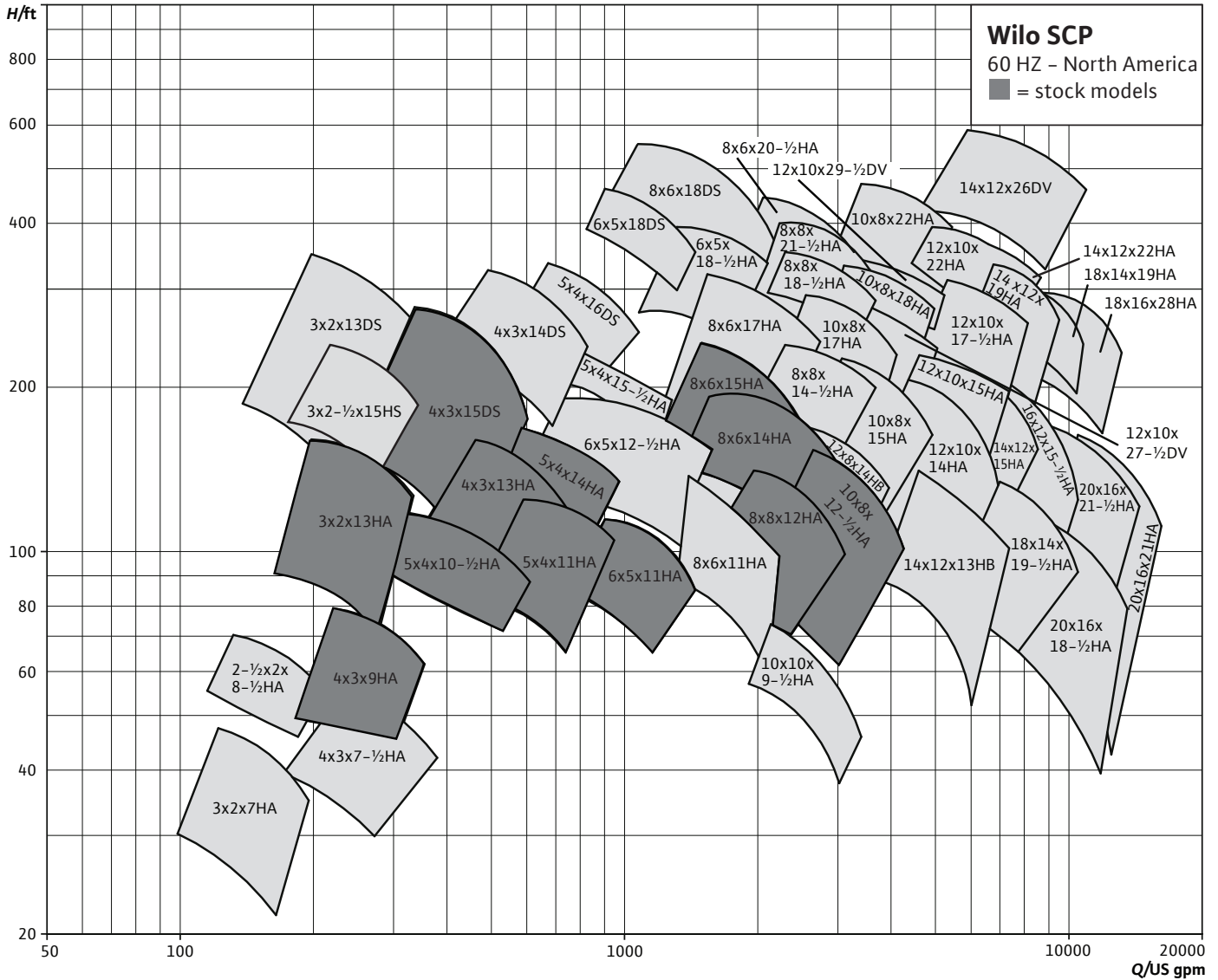
The bearing bracket integrated in the main housing and the rigid shaft minimize wear on bearings, seals and couplings.

#### **The advantages**

- Energy efficient NEMA Premium motors
- Low NPSH value thanks to a dual flow impeller
- Longer running time thanks to the evenly distributed bearing loads
- Easy maintenance design
- Various material combinations available.

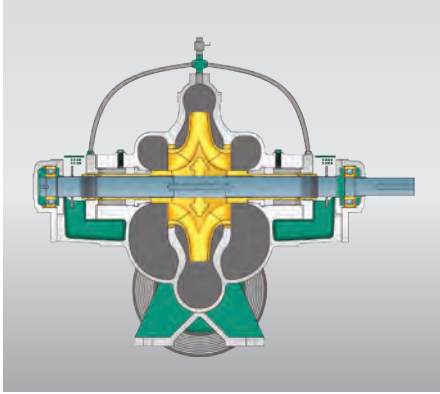
**Technical data**

Large selection:  
54 types for 60 Hz



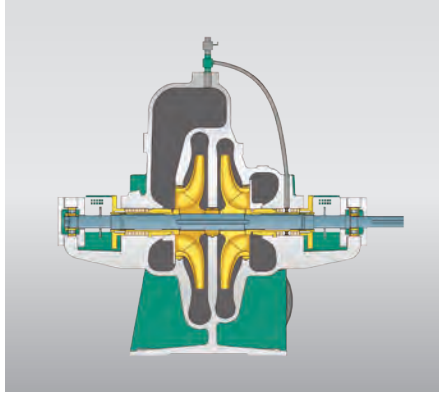
**Technical Specifications**

- Temp Range: 18°F to 250°F (-8°C to 120°C)
- Motor sizes up to 2,000 HP
- Max Flow: 15,000 USGPM
- Max Head: 750 feet



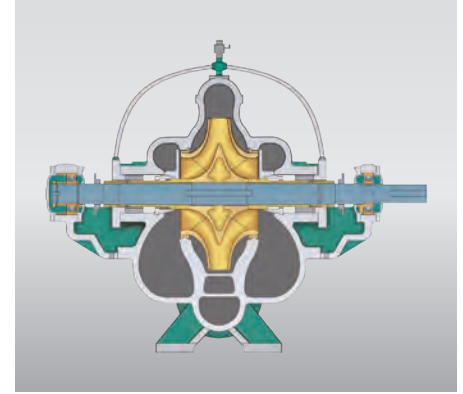
### Standard hydraulic design (HA/HB)

The hydraulic system is optimized to achieve maximum efficiency. The impeller has a double suction effect to reduce the axial thrust.



### Double-stage design (DS)

This design reaches a high pressure at the outlet. The impellers are both placed back to back in the pump housing to balance the axial thrust.



### Double-volute design (DV)

In the case of large impellers, the housing has a double volute to minimize radial thrust on the shaft.

#### Approved fluids (other fluids on request)

Heating water (in accordance with VDI 2035)	•
Potable water (ACS certificate available)	•
Cooling and cold water	•
Water-glycol mixtures (for 20–40 vol. % glycol and fluid temperature ≤ 104 °F)	•

#### Approved field of application

Fluid temperature – mechanical seal T	18...+248 °F
Fluid temperature – stuffing box packing T	18...+221 °F
Ambient temperature for standard motor	104 °F
Nominal connection diameters ANSI	On suction side: 2.5–20" On pressure side: 2–16"

#### Materials (RoHS conform)

		American Standard
Pump housing	EN-GJL-250	A48 class 35
Pump housing (special version)	Ni-resist cast iron GGL-NiCr202/ X6CrNiMo1810	Ni-resist BS 3468 Gr 2/BS 2789 500.1
Impeller (standard)	G-CuSn10	B 427 C 90700
Impeller (special version)	EN-GJL-250/X6CrNiMo1810	A48 class 35/BS 84 C83 600
Wear rings	G-CuSn10	B 427 C 90700
Pump shaft	X12cr13	A276 type 410
Pump shaft (special version)	X5CrNiMo1810	BS 970 316 S16
Mechanical seal	Carbon/silicon carbide/EPDM (E1)	Carbon/silicon carbide/EPDM (E1) (other seals available upon request)



10-04-004-0916

**WILO USA LLC**

888-945-6872  
[www.wilo-usa.com](http://www.wilo-usa.com)  
[info@wilo-usa.com](mailto:info@wilo-usa.com)

**WILO Canada Inc.**

866-945-6236  
[www.wilo-canada.com](http://www.wilo-canada.com)  
[info@wilo-canada.com](mailto:info@wilo-canada.com)

**WILO Mexico**

+52 442 167 00 32  
[www.wilo-mx.com](http://www.wilo-mx.com)  
[info@wilo.com.mx](mailto:info@wilo.com.mx)