

KLINGERSIL® C-4400 - leading soft gasket material for safe and reliable sealing.

Consisting of aramid fibers bonded with NBR, this universal gasket material is a synonym for safe and reliable sealing. Its unique matrix makes it resistant to oils, water, steam, gases, salt solutions, fuels, alcohols, moderate organic and inorganic acids, hydrocarbons and lubricants as well as refrigerants.



Basis composition	Aramid fibers bonded with NBR.
Color	Green
Certificates	BAM-tested, DIN-DVGW, DIN-DVGW W 270, DVGW VP 401, Elastomer-Guideline, ÖVGW TA-Luft (Clean air), DNV GL approval, Fire-Safe acc. to DIN EN ISO 10497

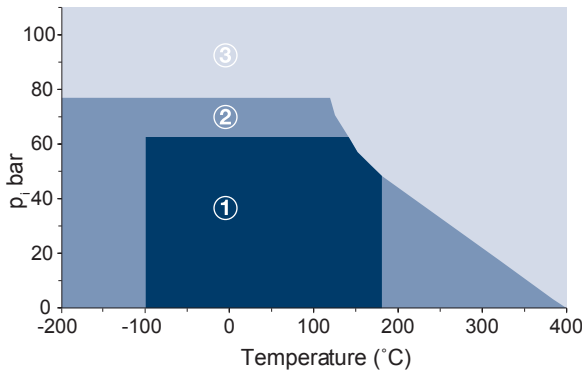
Sheet size	1000 x 1500 mm, 2000 x 1500 mm
Thickness	0.5 mm, 1.0 mm, 1.5 mm, 2.0 mm, 3.0 mm
Tolerances	Thickness according to DIN 28091-1 Length: ± 50 mm Width: ± 50 mm

Industry
General industry / Chemical / Oil & Gas / Energy / Infrastructure / Pulp & Paper / Marine / Automotive / Food & Beverage

TECHNICAL DATA - Typical values for a thickness of 2.0 mm

Compressibility	ASTM F 36 J	%	11
Recovery	ASTM F 36 J	%	55
Stress relaxation DIN 52913	50 MPa, 16 h/175°C	MPa	37
	50 MPa, 16 h/300°C	MPa	25
Stress relaxation BS 7531	40 MPa, 16 h/300°C	MPa	25
KLINGER cold/hot compression 50 MPa	thickness decrease at 23°C	%	10
	thickness decrease at 300°C	%	20
Tightness	DIN 28090-2	mg/(s x m)	0.02
Specific leakrate	VDI 2440	mbar x l/(s x m)	1.64E-08
Thickness increase after fluid immersion ASTM F 146	oil IRM 903: 5 h/150°C	%	3
	fuel B: 5 h/23°C	%	5
Density		g/cm ³	1.6
Average surface resistance	ρO	Ω	1.4x10E12
Average specific volume resistance	ρD	Ω cm	1.2x10E12
Average dielectric strength	Ed	kV/mm	21.6
Average power factor	50 Hz	tan δ	0.131
Average dielectric coefficient	50 Hz	εr	9.2
Thermal conductivity	λ	W/mK	0.42
Classification acc. to BS 7531:2006	Grade AY		
ASME-Code sealing factors for gasket thickness 2.0 mm	tightness class 0.1mg/s x m	MPa	y 15 m 1.6

P-T diagram - thickness 2.0 mm

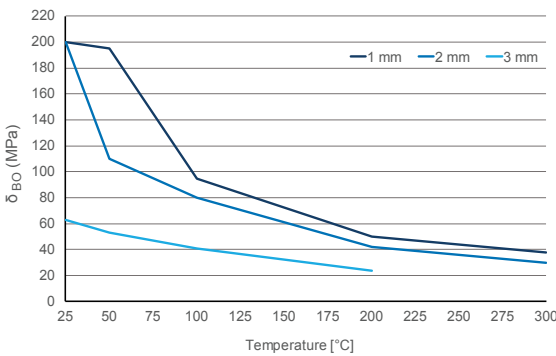


The area of the P-T diagram

- ① In area one, the gasket material is normally suitable subject to chemical compatibility.
- ② In area two, the gasket material may be suitable but a technical evaluation is recommended.
- ③ In area three, do not install the gasket without a technical evaluation.

Always refer to the chemical resistance of the gasket to the media.

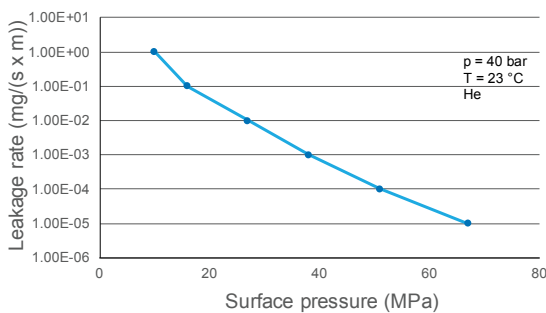
Sigma BO



Maximum surface pressure in operating conditions of Sigma BO

This diagram shows the maximum surface pressure in MPa with which the sealing material may be loaded, depending on the operating temperature. The characteristic curves apply to the specified sealing thicknesses. In contrast to Qsmax according to EN 13555, the surface pressures specified here are based on a maximum permissible reduction in thickness.

Tightness performance



The tightness performance graph

The graph shows the required stress at assembling to seal a certain tightness class. The determination of the graph is based on EN13555 test procedure which applies 40bar Helium at room temperature. The sloping curve indicates the ability of the gasket to increase tightness with raising gasket stress.

Chemical resistance chart

Simplified overview of the chemical resistance depending on the most important groups of raw materials:

KLINGERSIL® C-4400

A: small or no attack

B: weak till moderate attack

C: strong attack

Paraffinic hydrocarbon	Motor fuel	Aromates	Chlorinated hydrocarbon fluids	Motor oil	Mineral lubricants	Alcohol	Ketone	Ester	Water	Acid (diluted)	Base (diluted)
A	B	C	C	A	B	A	C	C	A	A	A

For more information on chemical resistance please contact us